










MULTIDIMENSIONAL TRANSPARENCY TOOLS

Status: **Closed**
 Start date: 14-6-2010
 End date: 1-9-2010
 Live: 80 days
 Questions: 61

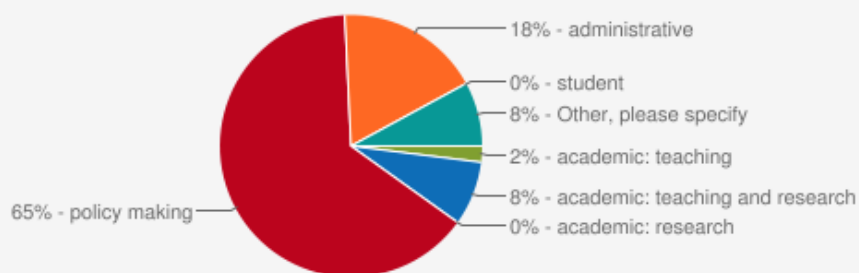
Partial completes: 20 (30,3%)
 Screened out: 0 (0%)
 Reached end: 46 (69,7%)
 Total responded: 66

IDENTIFICATION

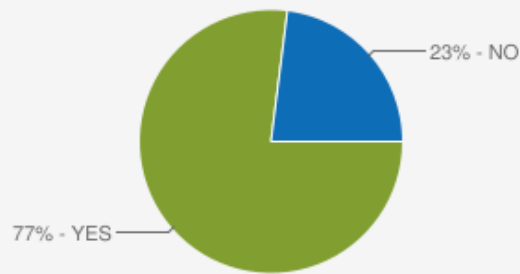
1. You are working in/as:
 (Each respondent could choose MULTIPLE responses.)

Response	Total	% of responses	%
1 a ministerial department	43		65%
2 a person in charge for higher education policy making	15		23%
3 a public funding agency	0		0%
4 a public quality assurance agency	3		5%
5 a rectors' conference	1		2%
6 a university	2		3%
7 a university college / university of applied science	1		2%
8 a students' union	0		0%
9 an umbrella organisation/association representing HEIs / stakeholders organisation	4		6%
10 Other, please specify	4		6%
Total respondents: 66 Skipped question: 0			

2. Your main responsibility is:



3. In your experience are rankings or classification tools influencing ...



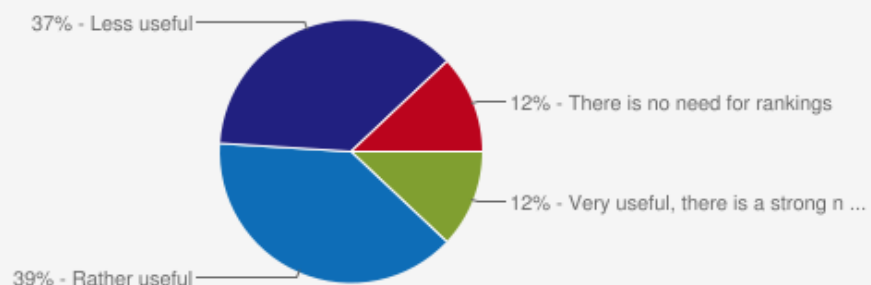
4. If YES, for which purpose?
(Each respondent could choose MULTIPLE responses.)

Response	Total	% of responses	%
1 strategic policy making	26		60%
2 setting institutional targets or key performance indicators (KPIs)	25		58%
3 allocation/distribution of resources	14		33%
4 searching for partners	10		23%
5 initiating institutional collaborations: joint study programmes	10		23%
6 initiating institutional collaborations: joint research programmes	10		23%
7 recruitment of students	16		37%
8 recruitment of teachers/researchers/academics	9		21%
9 marketing and advertising	21		49%
10 Other, please specify	5		12%
Total respondents: 43 Skipped question: 15			

5. Comment:
(Each respondent could write a single open-ended response of maximum 2000 characters.)

Response	Total	% of total respondents	%
Open answer	20		30%
Total respondents: 20 Skipped question: 37			

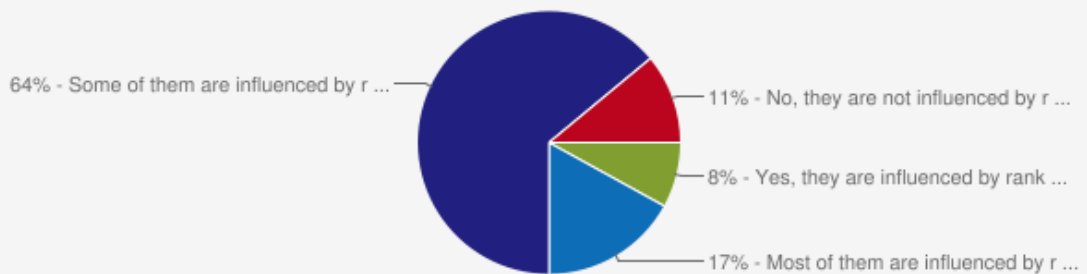
6. What is your view on the usefulness of existing tables/rankings?



7. What is your view on the accuracy of the tables currently in use?
 (Each respondent could choose only ONE response per sub-question.)



Sub-questions	Resp.	% of responses
Shanghai Jiao Tong University	53	
The Leiden ranking	53	
Times Higher Education Supplement (THES)	53	
Financial Times Rankings	53	
Webometrics Ranking of World Universities	53	
The CHE Ranking	53	
Taiwan Ranking (HEEACT)	53	
National ranking, please specify	30	
Average: 2,68 — Median: 3		

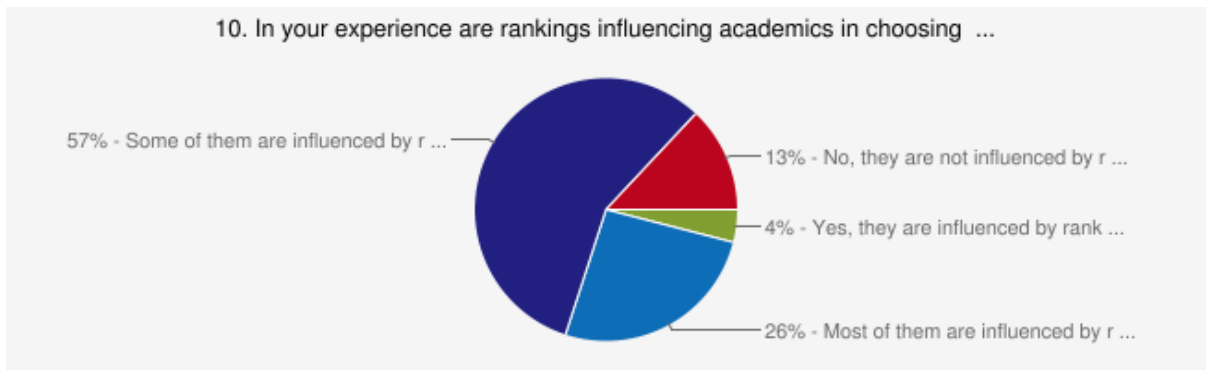
8. In your experience are students influenced by rankings in choosing ...



9. Comment:



(Each respondent could write a single open-ended response of maximum 2000 characters.)

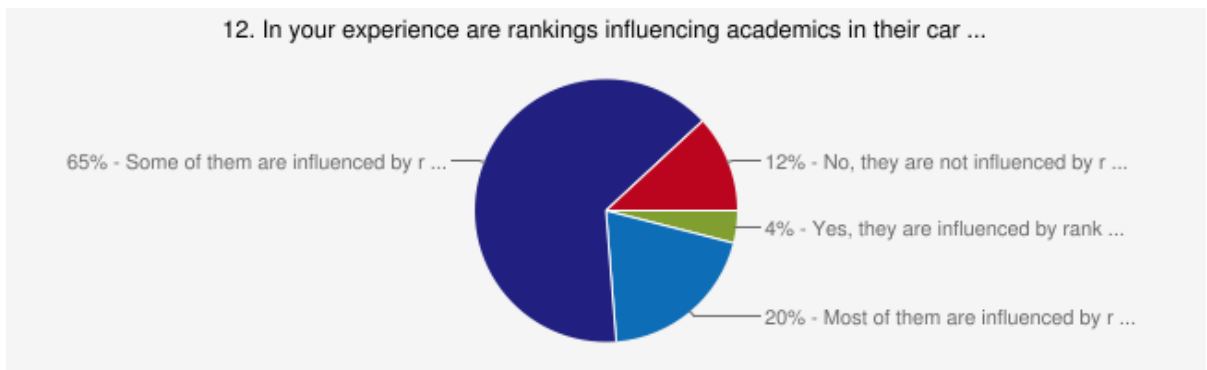
Response	Total	% of total respondents	%
Open answer	20		30%
Total respondents: 20 Skipped question: 33			



11. Comment:



(Each respondent could write a single open-ended response of maximum 2000 characters.)

Response	Total	% of total respondents	%
Open answer	15		23%
Total respondents: 15 Skipped question: 38			

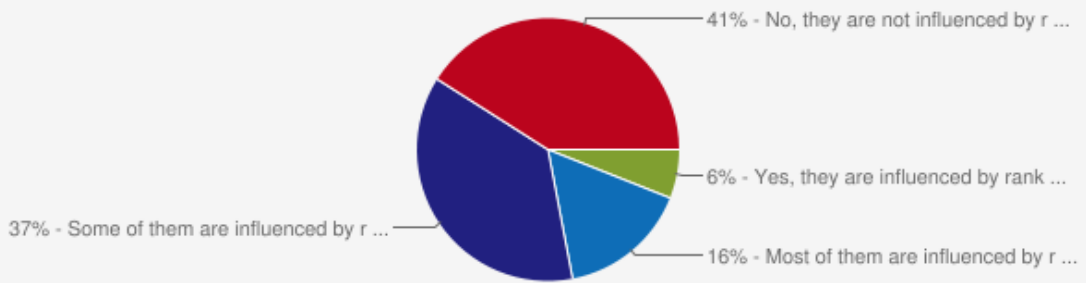


13. Comment:

(Each respondent could write a single open-ended response of maximum 2000 characters.)

Response	Total	% of total respondents	%
Open answer	10		15%
Total respondents: 10 Skipped question: 42			

14. In your experience are rankings influencing governments or funding ...

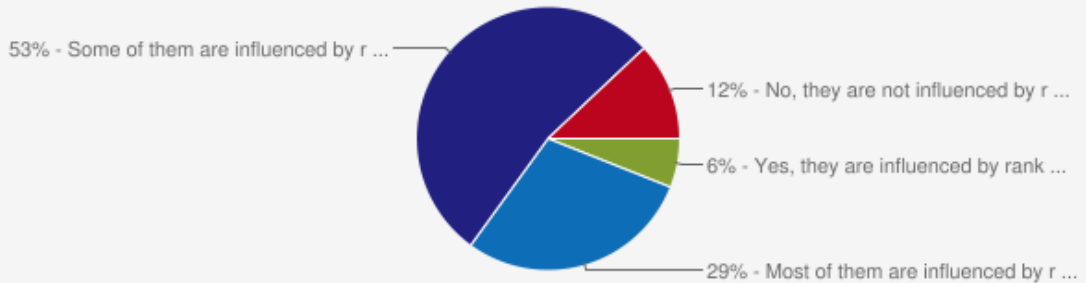


15. Comment:

(Each respondent could write a single open-ended response of maximum 2000 characters.)

Response	Total	% of total respondents	%
Open answer	13	<div style="width: 20%;"></div>	20%
Total respondents: 13 Skipped question: 39		<div style="display: flex; justify-content: space-between;"> 0% 20% 40% 60% 80% </div>	

16. In your experience are rankings influencing other stakeholders, e ...

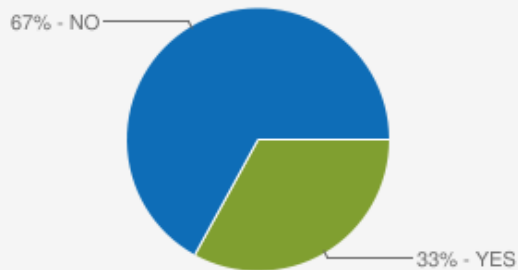


17. Comment:

(Each respondent could write a single open-ended response of maximum 2000 characters.)

Response	Total	% of total respondents	%
Open answer	14	<div style="width: 21%;"></div>	21%
Total respondents: 14 Skipped question: 37		<div style="display: flex; justify-content: space-between;"> 0% 20% 40% 60% 80% </div>	

18. Does your country make use of any national classification system f ...



19. If YES, which of the above mentioned:

(Each respondent could choose MULTIPLE responses.)

Response	Total	% of responses	%
1 funding	12	<div style="width: 71%;"></div>	71%

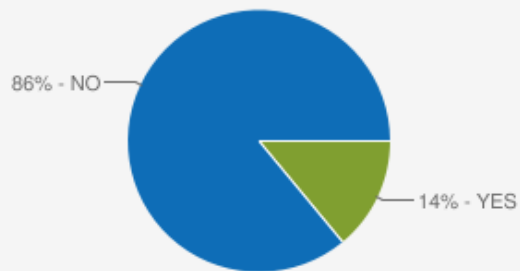
2 qualifications framework	5		29%
3 quality assurance	8		47%
4 defining missions of institutions	6		35%
5 internationalisation	4		24%
6 Other, please specify	1		6%
Total respondents: 17 Skipped question: 34			

20. Comment:







(Each respondent could write a single open-ended response of maximum 2000 characters.)

Response	Total	% of total respondents	%
Open answer	23		35%
Total respondents: 23 Skipped question: 28			



21. Does your country make use of any international classification sys ...



22. If YES, which of the above mentioned:
(Each respondent could choose MULTIPLE responses.)

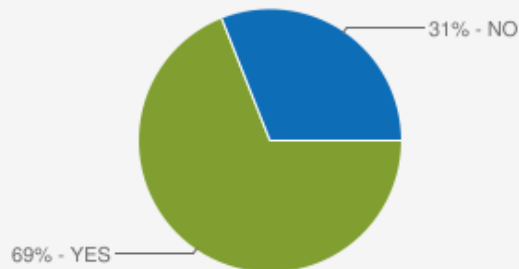
Response	Total	% of responses	%
1 funding	1		14%
2 qualifications framework	5		71%
3 quality assurance	4		57%
4 defining missions of institutions	3		43%
5 internationalisation	5		71%
6 Other, please specify	0		0%
Total respondents: 7 Skipped question: 44			

23. Comment:
(Each respondent could write a single open-ended response of maximum 2000 characters.)



Response	Total	% of total respondents	%
Open answer	8		12%
Total respondents: 8 Skipped question: 43			

DIVERSITY AND TRANSPARENCY

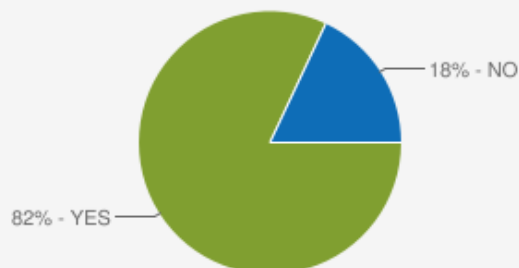
24. Next to the implementation of the European (HE) Qualifications fra ...



25. Comment:
(Each respondent could write a single open-ended response of maximum 2000 characters.)



Response	Total	% of total respondents	%
Open answer	19		29%
Total respondents: 19 Skipped question: 32			

26. Do you believe there is a need for developing a European framework ...


















27. Comment:

(Each respondent could write a single open-ended response of maximum 2000 characters.)



Response	Total	% of total respondents	%
Open answer	17		26%
Total respondents: 17 Skipped question: 34			

28. In your opinion what areas should be covered by a multidimensional transparency instrument?
(Each respondent could choose MULTIPLE responses.)












Response	Total	% of responses	%
1 teaching	36		86%
2 student centred learning	27		64%
3 research	35		83%
4 community engagement/community-orientated activities	18		43%
5 social dimension	23		55%
6 access policies	26		62%
7 internationalisation	29		69%
8 employability	29		69%
9 governance	21		50%
10 LLL activities	22		52%
11 sustainability	16		38%
12 access and retention	24		57%
13 mobility	29		69%
14 Other, please specify	3		7%
Total respondents: 42 Skipped question: 9			

29. Comment:

(Each respondent could write a single open-ended response of maximum 2000 characters.)



Response	Total	% of total respondents	%
Open answer	8		12%
Total respondents: 8 Skipped question: 43			

30. What could/should be the purpose of any multidimensional transparency instrument?
(Each respondent could choose MULTIPLE responses.)

Response	Total	% of responses	%
1 providing information to stakeholders	43		84%
2 accountability	23		45%
3 benchmarking	29		57%
4 fostering mission diversity	20		39%
5 improving quality	33		65%
6 facilitating dialogue between HE and the stakeholders	28		55%
7 encouraging strategic planning	28		55%
8 comparing performances	21		41%
9 promoting	19		37%
10 Other, please specify	5		10%
Total respondents: 51 Skipped question: 0			










31. Comment:

(Each respondent could write a single open-ended response of maximum 2000 characters.)

Response	Total	% of total respondents	%
Open answer	9		14%
Total respondents: 9 Skipped question: 42			



32. Who should be involved in developing a multidimensional transparency instrument in your opinion?

(Each respondent could choose MULTIPLE responses.)

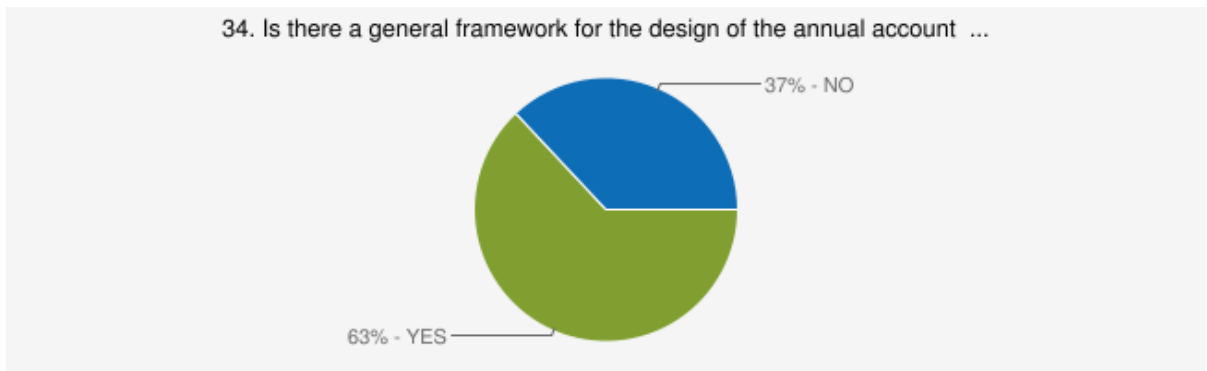
Response	Total	% of responses	%
1 students	37		73%
2 HEIs	43		84%
3 staff	25		49%
4 funding agencies	17		33%
5 quality assurance agencies	40		78%
6 public authorities	37		73%
7 employers	29		57%
8 Other, please specify	6		12%
Total respondents: 51 Skipped question: 0			

33. Comment:

(Each respondent could write a single open-ended response of maximum 2000 characters.)





Response	Total	% of total respondents	%
Open answer	7		11%
Total respondents: 7 Skipped question: 44			

USE OF INDICATORS





35. If YES:

(Each respondent could choose only ONE of the following responses.)

Response	Total	% of responses	%
1 Annual account	4		12%
2 Annual report	11		34%
3 Both	17		53%
Total respondents: 32 Skipped question: 19			



36. Comments for countries with federal system:

(Each respondent could write a single open-ended response of maximum 2000 characters.)

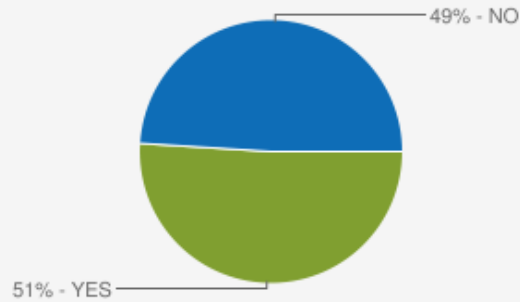
Response	Total	% of total respondents	%
Open answer	4		6%
Total respondents: 4 Skipped question: 47			

37. Other comments:

(Each respondent could write a single open-ended response of maximum 2000 characters.)

Response	Total	% of total respondents	%
Open answer	7		11%
Total respondents: 7 Skipped question: 44			

38. Does the funding formula for teaching in your country include perf ...



39. If YES, which of the above?
(Each respondent could choose only ONE of the following responses.)

Response	Total	% of responses	%
1 Performance indicators	5		19%
2 Output parameters	10		38%
3 Both	11		42%
Total respondents: 26 Skipped question: 25			

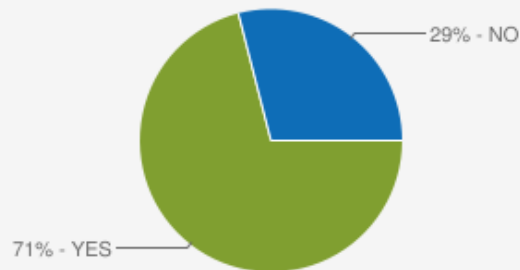
40. Comments for countries with federal system:
(Each respondent could write a single open-ended response of maximum 2000 characters.)

Response	Total	% of total respondents	%
Open answer	3		5%
Total respondents: 3 Skipped question: 48			

41. Other comments:
(Each respondent could write a single open-ended response of maximum 2000 characters.)

Response	Total	% of total respondents	%
Open answer	9		14%
Total respondents: 9 Skipped question: 42			


42. Does the funding formula for research in your country include perf ...



43. If yes, which of the above?
(Each respondent could choose only ONE of the following responses.)

Response	Total	% of responses	%
1 Performance indicators	9		25%
2 Output parameters	7		19%
3 Both	20		56%

Total respondents: 36
Skipped question: 15

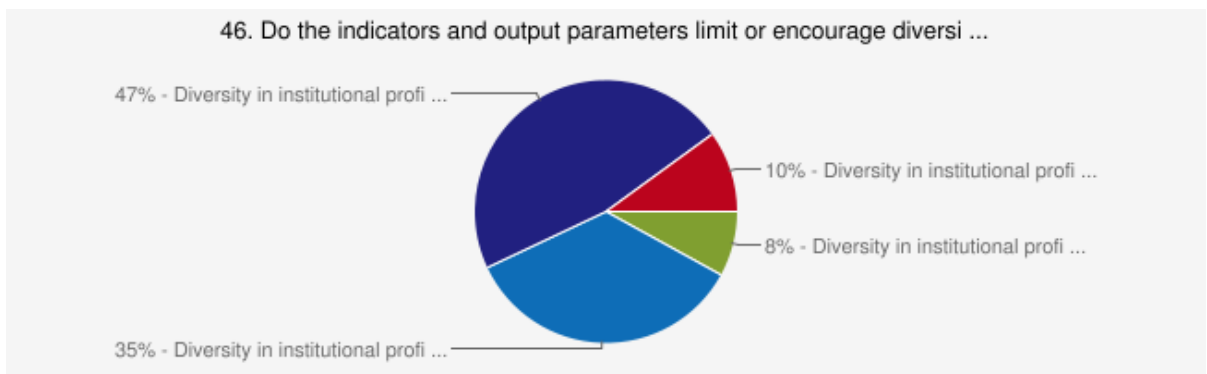


44. Comments for countries with federal system:
 (Each respondent could write a single open-ended response of maximum 2000 characters.)

Response	Total	% of total respondents	%
Open answer	3		5%
Total respondents: 3 Skipped question: 48			

45. Other comments:
 (Each respondent could write a single open-ended response of maximum 2000 characters.)

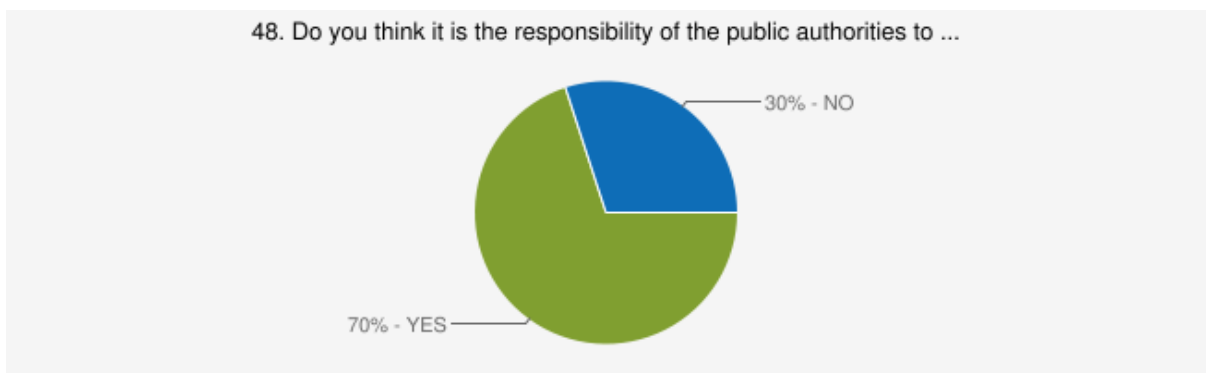
Response	Total	% of total respondents	%
Open answer	10		15%
Total respondents: 10 Skipped question: 41			












47. Comment:
 (Each respondent could write a single open-ended response of maximum 2000 characters.)

Response	Total	% of total respondents	%
Open answer	12		18%
Total respondents: 12 Skipped question: 39			



INFORMATION



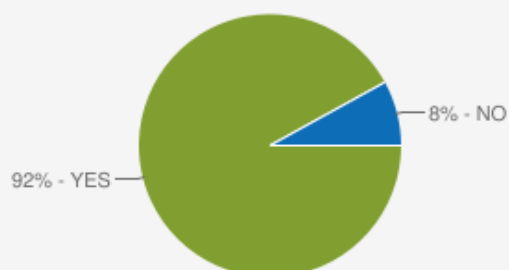
49. If YES, indicate the item(s) to compare:
(Each respondent could choose MULTIPLE responses.)

Response	Total	% of responses	%
1 missions of institutions	19		56%
2 the performance of institutions with regard to their individual missions and objectives	24		71%
3 the quality profile of study programmes	28		82%
4 the quality of research	29		85%
5 level of community and regional engagement	14		41%
6 social and economic impact of teaching and research	19		56%
7 external evaluation results	29		85%
8 Other, please specify	2		6%
Total respondents: 34 Skipped question: 15			

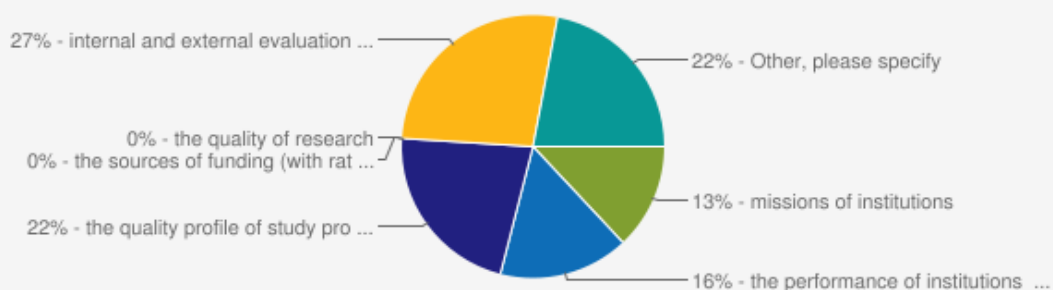
50. Comment:
(Each respondent could write a single open-ended response of maximum 2000 characters.)

Response	Total	% of total respondents	%
Open answer	18		27%
Total respondents: 18 Skipped question: 31			


51. Do you think it is the responsibility of the HEIs themselves to ma ...



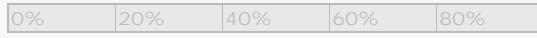
52. If YES, indicate the item(s) to compare:



53. Comment :
(Each respondent could write a single open-ended response of maximum 2000 characters.)

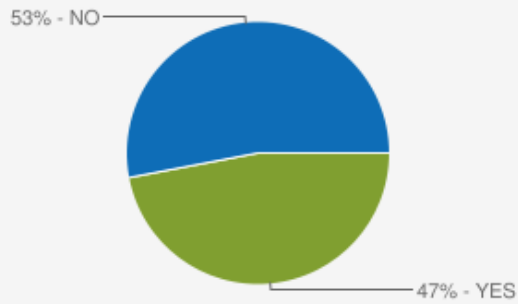
Response	Total	% of total respondents	%
Open answer	13		20%

Total respondents: 13
Skipped question: 36



PUBLICITY

54. Has the position of your institution or the position of the instit ...



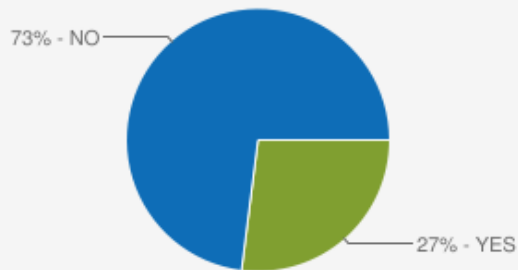
55. Comment:

(Each respondent could write a single open-ended response of maximum 2000 characters.)

Response	Total	% of total respondents	%
Open answer	11		17%

Total respondents: 11
Skipped question: 38

56. Have you / your institute commented on those positions published?



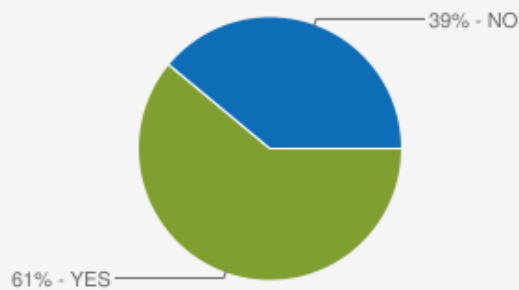
57. Comment:

(Each respondent could write a single open-ended response of maximum 2000 characters.)

Response	Total	% of total respondents	%
Open answer	6		9%



Total respondents: 6
Skipped question: 43

58. Was there any public debate on the position of your institution or ...

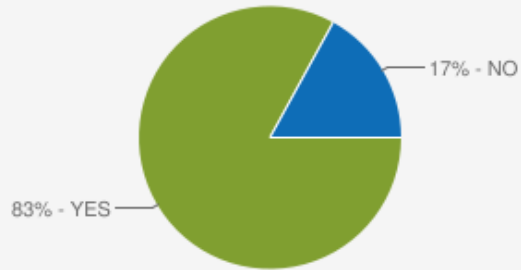


59. Comment:

(Each respondent could write a single open-ended response of maximum 2000 characters.)



Response	Total	% of total respondents	%
Open answer	12		18%
Total respondents: 12 Skipped question: 37			

60. Are you envisaging taking measures leading to a better accountabil ...



61. Comment:

(Each respondent could write a single open-ended response of maximum 2000 characters.)

Response	Total	% of total respondents	%
Open answer	16		24%
Total respondents: 16 Skipped question: 30			

Powered by CheckMarket